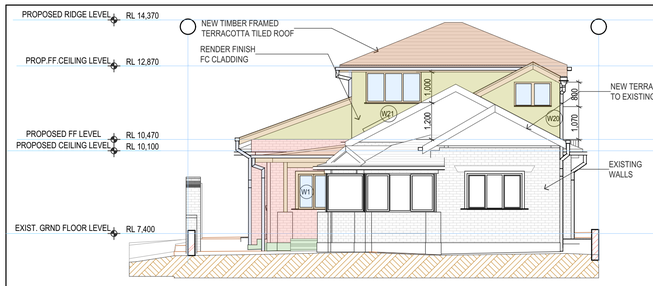

E-01 WEST ELEVATION 1:100

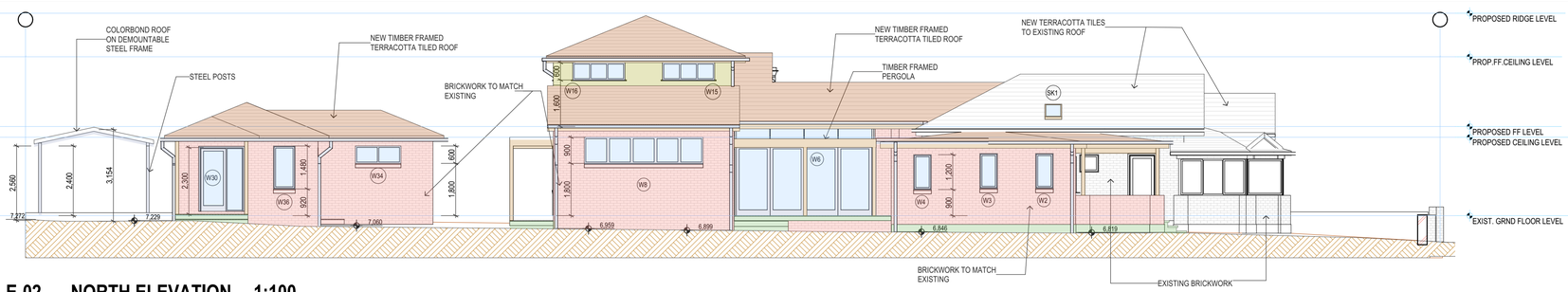

E-02 NORTH ELEVATION 1:100

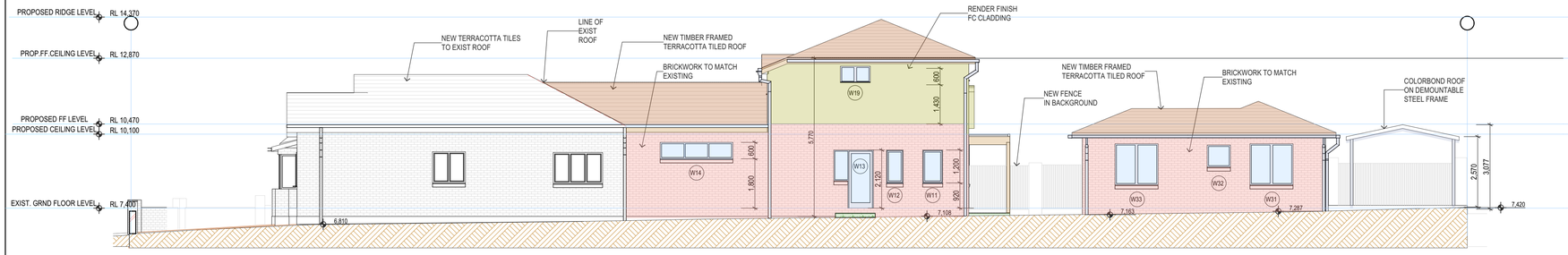

E-04 SOUTH ELEVATION 1:100

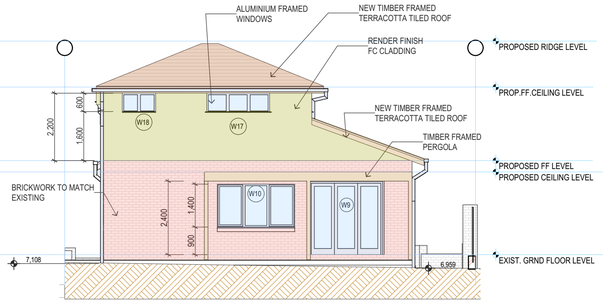

E-03 EAST ELEVATION 1:100

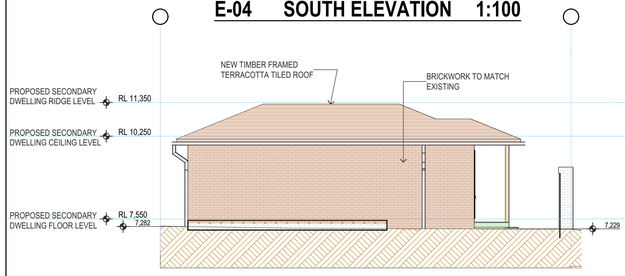

E-06 SECONDARY DWELLING EAST ELEVATION 1:100

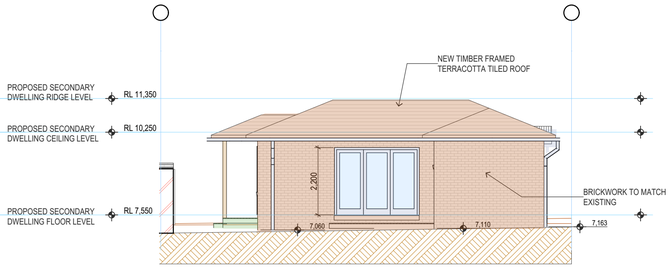

E-05 SECONDARY DWELLING WEST ELEVATION 1:100

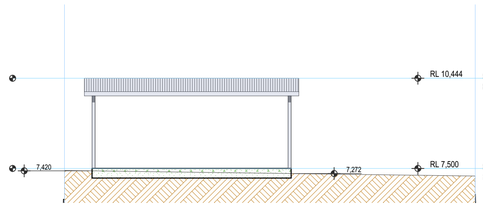

E-10 CARPORT EAST ELEVATION 1:100

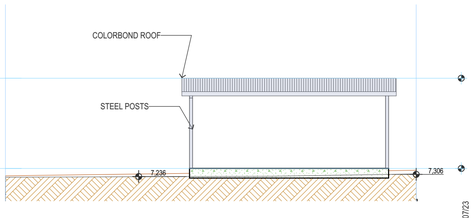

E-11 CARPORT WEST ELEVATION 1:100

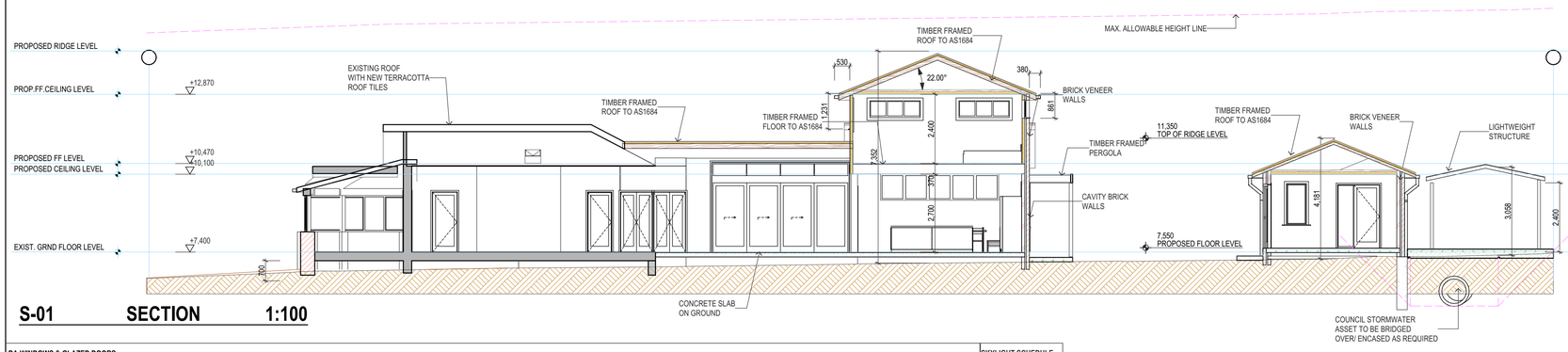

S-01 SECTION 1:100

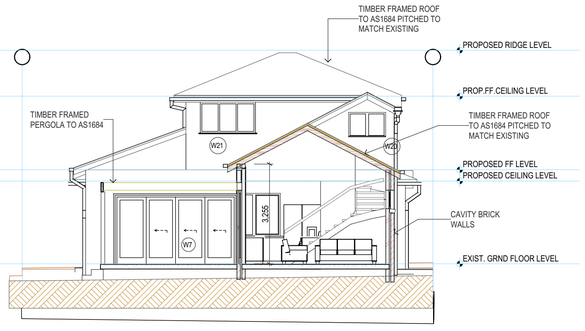

S-03 SECTION 1:100

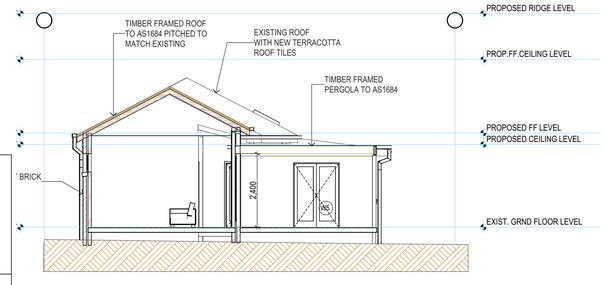

S-02 SECTION 1:100

DA WINDOWS & GLAZED DOORS

ID	W1	W2	W3	W4	W5	W6	W7	W8	W9	W10	W11	W12	W13	W14
W x H	1,050x1,180	610x1,200	610x1,200	610x1,200	1,500x2,100	4,810x3,125	3,970x2,250	4,090x900	2,410x2,400	2,530x1,400	730x1,200	610x1,200	1,450x2,120	2,650x600
Surface Area	1.24	0.73	0.73	0.73	3.15	15.03	8.93	3.68	5.78	3.54	0.88	0.73	3.07	1.59
Description	Standard Aluminium framed	Standard Aluminium framed	Standard Aluminium framed	Standard Aluminium framed	Standard Aluminium framed	Standard Aluminium framed	Standard Aluminium framed	Standard Aluminium framed	Standard Aluminium framed	Standard Aluminium framed	Standard Aluminium framed	Standard Aluminium framed	Standard Aluminium framed	Standard Aluminium framed
Window Glass Type	Single Clear	Single Clear	Single Clear	Single Clear	Single Clear	Single Clear	Single Clear	Single Clear	Sinlge Clear	Single Clear	Single Clear	Single Clear	Single Clear	Single Clear
Max Thermal Transmittance (U-Value)	7.63	7.63	7.63	7.63	7.63	7.63	7.63	7.63	7.63	7.63	7.63	7.63	7.63	7.63
Min Solar Heat Gain Coefficient (SHGC)	0.75	0.75	0.75	0.75	0.75	0.75	0.75	0.75	0.75	0.75	0.75	0.75	0.75	0.75
Shading Device	Verandah >=900mm	Projection/height above sill ratio >=0.36	Projection/height above sill ratio >=0.36	Projection/height above sill ratio >=0.36	Verandah >=900mm	Verandah >=900mm	Verandah >=900mm	Projection/height above sill ratio >=0.36	Verandah >=900mm	Verandah >=900mm	None	None	None	Projection/height above sill ratio >=0.36

SKYLIGHT SCHEDULE

S1
550 X 900
0.495
Timber
Low-E Internal/Argon fill/ Clear External
2.5
0.456

DA WINDOWS & GLAZED DOORS

ID	W15	W16	W17	W18	W19	W20	W21	W30	W31	W32	W33	W34	W35	W36
W x H	1,800x600	1,800x600	2,050x630	1,090x630	1,090x600	1,210x800	1,800x1,000	1,500x2,200	1,570x1,500	850x800	1,570x1,500	1,570x600	2,770x2,200	750x1,480
Surface Area	1.08	1.08	1.29	0.69	0.65	0.97	1.80	3.30	2.36	0.68	2.36	0.94	6.09	1.11
Description	Standard Aluminium Framed	Standard Aluminium Framed	Standard Aluminium Framed	Standard Aluminium Framed	Standard Aluminium Framed	Standard Aluminium Framed	Standard Aluminium Framed	Standard Aluminium framed	Standard Aluminium framed	Standard Aluminium framed	Standard Aluminium framed	Standard Aluminium framed	Standard Aluminium framed	Standard Aluminium framed
Window Glass Type	Single, clear	Single, clear	Single, clear	Single, clear	Single, clear	Single, clear	Single, clear	Single, clear	Single Clear	Single Clear	Single Clear	Single Clear	Single Clear	Single Clear
Max Thermal Transmittance (U-Value)	7.63	7.63	7.63	7.63	7.63	7.63	7.63	7.63	7.63	7.63	7.63	7.63	7.63	7.63
Min Solar Heat Gain Coefficient (SHGC)	0.75	0.75	0.75	0.75	0.75	0.75	0.75	0.75	0.75	0.75	0.75	0.75	0.75	0.75
Shading Device	Projection/height above sill ratio >=0.36	Projection/height above sill ratio >=0.36	Projection/height above sill ratio >=0.43	Projection/height above sill ratio >=0.43	Projection/height above sill ratio >=0.36	Projection/height above sill ratio >=0.43	Projection/height above sill ratio >=0.43	eave 520 mm, 170 mm above head	eave 520 mm, 170 mm above head	eave 520 mm, 170 mm above head	eave 520 mm, 170 mm above head	eave 520 mm, 170 mm above head	eave 520 mm, 170 mm above head	eave 520 mm, 170 mm above head

SCHEDULE OF FINISHES

BOWRAL 'RENOVATION GERTRUDIS BROWN'	BOWRAL BROWN	MONIER MARSEILLES PATTERN EARTH	COLORBOND TERRAIN	DULUX 'COLORBOND WOODLAND GREY'	DULUX WHITE DUCK
FACE BRICKWORK NORTH SIDE EXTENSION	FACE BRICKWORK GENERALLY	TERRACOTTA ROOF TILES	COLORBOND ROOF GUTTERS & DOWNPIPES	WINDOW FRAMES, FACIA TIMBER TRIMS, FENCE SLATS, POSTS	EAVES, GABLE ENDS, FC WALLS

PLOT DATE: 29/09/2023
TOTAL PAGES IN SET: | REVISION NO: B
DRAWING NO: DA200

SCALE: AS NOTED AT A1
LOT 72 DP13650 & LOT 1 DP1206798
PROJECT NO: 22274

DRAWING TITLE: ELEVATIONS

PROJECT: PROPOSED ALTERATIONS AND ADDITIONS TO EXISTING DWELLING

CLIENT: MR & MRS MERLINO

SITE: 40 CRIEFF STREET ASHBURY NSW 2193

Rev	Comment	Issue Date
A	CONSULTANT ISSUE	21/07/23
B	DEVELOPMENT APPLICATION SUBMISSION	29/09/23

General Notes
The Builder shall check all dimensions and levels on site prior to construction.
Report any discrepancies between the drawings and site conditions to the Designer.
Drawings shall not be used for construction purposes until issued for construction.
Do not scale from drawings.
All boundaries and contours subject to survey.

Isabel F FERREIRA Architects
nsw architects registration board no. 7334
3 Summit Street Earlwood NSW 2206
Mobile: 0414 272 938 Office: 02 9558 7255
isabel@iffferreira.com.au